

News Headlines

- Brett Kavanaugh was sworn in as the 114th Supreme Court justice on Saturday.
- Kim Jong Un is ready to allow international inspectors into North Korea's nuclear and missile sites, according to U.S. Secretary of State Mike Pompeo. Pompeo said the inspectors would visit a missile engine test facility and the Punggye-ri nuclear testing site as soon as the two sides agree on logistics.
- The 2018 Nobel Economic Prize was awarded to William Nordhaus and Paul Romer for their work on the relationship of climate change and innovation to economics.

Economic News

- A selloff in U.S. Treasury bonds sent yields to multi-year highs last week, pushing the benchmark 10-year bond to its highest level since May 2011.
- The U.S. unemployment rate dropped to a 49-year low of 3.7%. The number of people looking for work, at just under 6 million, is near a 20-year low.

Key Commodity Prices

	Close	1 yr Ago
Dom Crude Oil (bbl)-NYMEX	74.34	50.25
Natural Gas (MMBtu)	2.82	2.74
Gold (oz)	1,206	1,299
Platinum (oz)	827	914
Copper (lb)	2.75	3.01
Coffee (lb)	1.07	1.25
Cotton (lb)	0.75	0.69
Corn (bu)	3.25	3.14
Soybeans (bu)	8.01	9.27

Equity Style Returns

	V	B	G
L	0.1	-1.1	-2.4
M	-1.1	-2.1	-3.6
S	-2.4	-3.8	-5.0

1 Week

	V	B	G
L	4.0	9.2	14.3
M	2.0	5.2	9.4
S	4.5	7.3	9.9

YTD

Fixed Income Returns

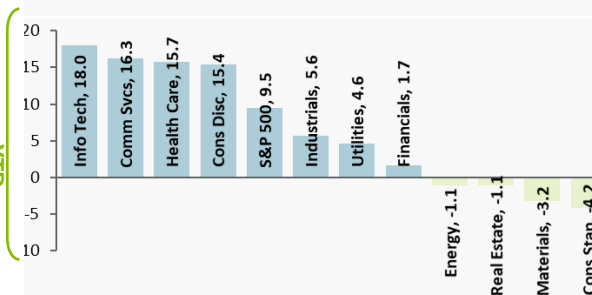
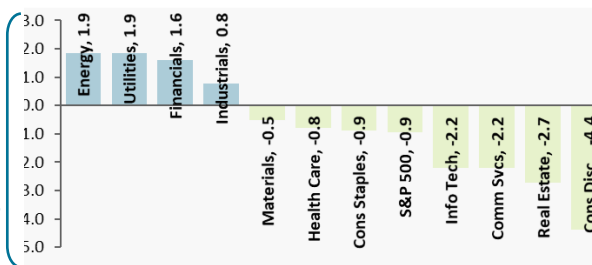
	Short	Int	Long
Gov	-0.2	-0.7	-1.3
Cor	-0.2	-0.9	-2.2
HY	-0.2	-0.4	-1.0

1 Week

	Short	Int	Long
Gov	-0.5	-2.4	-4.1
Cor	0.0	-2.9	-7.6
HY	4.0	2.3	-0.8

YTD

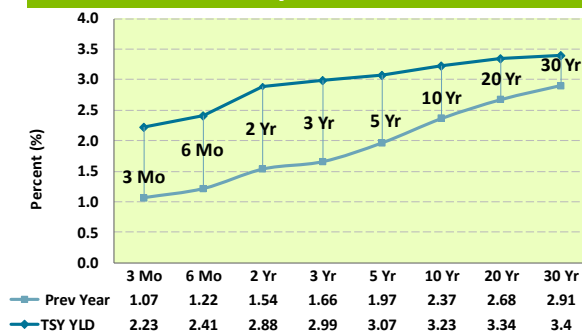
S&P 500 Sector Returns



Key Currency Exchange Rates

US\$ to buy Canadian Dollar	0.773
US\$ to buy Euro	1.152
US\$ to buy U.K. Pound	1.312
Yen to buy US\$	113.709

Treasury Yield Curve



Major Market Returns

INDEX

US Equities	Closing	1 WK	YTD	1 Year	5 Year
Dow Jones	26,447	0.00	8.83	18.75	14.65
S&P 500	2,886	-0.95	9.52	15.27	13.60
NASDAQ	7,788	-3.18	13.74	19.51	16.73
Foreign & REIT		1 WK	YTD	1 Year	5 Year
MSCI EAFE NR		-2.34	-3.74	0.33	3.94
MSCI EM NR		-4.49	-11.82	-7.08	2.25
FTSE Nareit - ALL REITS		-2.89	-1.13	0.37	9.08
Bonds		1 WK	YTD	1 Year	5 Year
BBgBarc Agg Bond		-0.94	-2.53	-2.10	1.98
1-3 Mth T-Bill ETF SPDR		0.04	1.20	1.43	0.36
BBgBarc US High Yield		-0.44	2.12	2.42	5.36
BBgBarc US TIPS		-1.03	-1.87	-0.59	1.16
ML Global Broad Mrkt		-1.00	-3.33	-2.00	0.64

Consumer Money Rates

Interest Rate	Last	Wk Ago	1 Yr Ago
Federal-funds rate target	2.00-2.25	2.00-2.25	1.00-1.25
Prime rate*	5.25	5.25	4.25
Libor, 3-month	2.41	2.40	1.35
Money market, annual yield	0.42	0.47	0.35
Five-year CD, annual yield	1.86	1.88	1.45
30-year mortgage, fixed	4.93	4.74	3.90
15-year mortgage, fixed	4.23	4.14	3.16
Jumbo mortgages, \$424,100-plus	5.01	4.96	4.39
Five-year adj mortgage (ARM)	4.87	4.74	3.39
New-car loan, 48-month	3.95	3.93	3.06

* Base rate posted by 70% of the nation's largest banks



hooker & holcombe

Hooker & Holcombe Investment Advisors, Inc. (HHIA), a wholly-owned subsidiary of Hooker & Holcombe, Inc., is an SEC Registered Investment Adviser providing investment advice to corporations, municipalities and individual investors throughout the Northeast. For more information, visit our website at hhconsultants.com.

Terms of Use: This document is intended for use only by the recipient and is provided to you as a service of HHIA. All rights to this product are reserved by HHIA. This document may be copied or forwarded only in its entirety. Partial reproduction is strictly prohibited.

All data is as of close of prior week unless otherwise indicated.

The content contained herein is (1) informational only and should not be construed as investment advice; (2) obtained from sources deemed to be reliable but is not warranted by HHIA to be accurate, complete, or timely; (3) is not intended as an offer or solicitation for the sale of an investment product of service; and (4) should not be relied on for legal, accounting, or tax purposes. HHIA does not accept liability for any losses, direct or indirect, sustained in connection with the use of this content. Past performance does not guarantee future results.

Sources: Commodity Prices obtained from WSJ Market Data Group; Treasury Yield Curve obtained from the U.S. Department of the Treasury website www.treasury.gov; Currency Exchange Rates obtained from Thompson Reuters; Consumer Money Rates obtained from Thompson Reuters, WSJ Market Data Group, Bankrate.com; Market Return Data obtained from Morningstar.

Market Returns: All return data represents total return including capital appreciation and reinvestment of dividends. The Dow Jones Industrial Average (DJIA) is a price-weighted average of 30 blue-chip stocks that are generally the leaders in their industry. The S&P 500 Index is a broad-based index of 500 large companies and is widely regarded as an indicator of domestic stock market performance. The NASDAQ composite index is a broad-based, capitalization-weighted index of all NASDAQ National Market & Small-Cap stocks. The MSCI EAFE Index is a capitalization weighted index that monitors the performance of stocks from Europe, Asia and the Far East. The MSCI Emerging Markets Index is a capitalization weighted index that monitors the performance of emerging markets stocks from around the world. The FTSE NAREIT ALL REITS Index is a market capitalization-weighted index that includes all tax-qualified real estate investment trusts that are listed on the NYSE, the ASE and NASDAQ. The Bloomberg Barclays Aggregate Bond Index is an unmanaged index comprised of U.S. investment grade, fixed rate bond market securities including government, government agency, corporate and mortgage-backed securities between one and ten years. The Bloomberg Barclays U.S. Corporate High Yield Index consists of below investment grade U.S. corporate taxable bonds. The Bloomberg Barclays U.S. Treasury Inflation-Protected Securities (TIPS) Index tracks inflation protected securities issued by the U.S. Treasury. The Bloomberg Barclays 1-3 month T-Bill SPDR is used as a proxy for returns on 3-month T-Bills and will generally trail a 3-month T-Bill index by the annual expense ratio of 14 basis points. The Merrill Lynch Global Broad Market Index tracks the performance of investment grade public debt issued in the major domestic and Eurobond markets. Indices are unmanaged and cannot be purchased directly by investors. Index performance is shown for illustrative purposes only and does not predict or depict the performance of any investment.