

News Headlines

- President Trump says he will decide on Federal Reserve chair "very shortly"; choosing between Jerome Powell, John Taylor, and Janet Yellen.
- The bodies of 67 Syrian civilians have been discovered after government troops have retaken the town of Qaryatayn from the Islamic State group over the weekend.
- Japan's leader Shinzo Abe pledged to focus on North Korea's military threat and Japan's aging and shrinking population after election victory.

Economic News

- President Trump promised Monday there will be no change in 401(k) tax incentives.
- U.S. Midwest oil refiners boost output to record levels as cheap crude coming from Canada and North Dakota has helped break dependence on Gulf Coast.
- Euro drops as investors continue to watch tense Catalonia crisis in Spain.

Key Commodity Prices

	Close	1 yr Ago
Dom Crude Oil (bbl)-NYMEX	51.84	54.13
Natural Gas (MMBtu)	2.68	2.73
Gold (oz)	1,281	1,288
Platinum (oz)	922	929
Copper (lb)	3.15	2.08
Coffee (lb)	1.44	1.73
Cotton (lb)	0.67	0.69
Corn (bu)	3.11	3.32
Soybeans (bu)	9.37	9.52

Equity Style Returns

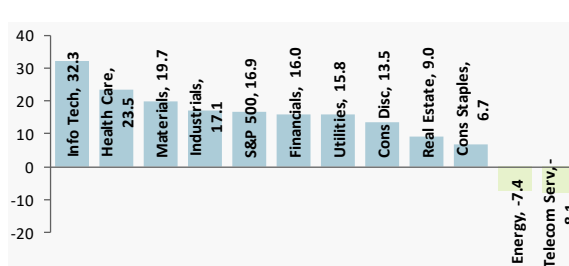

	V	B	G
L	0.9	0.9	0.8
M	0.6	0.8	1.1
S	0.4	0.5	0.5

1 Week

	V	B	G
L	9.8	16.8	24.1
M	9.2	14.2	20.8
S	6.9	12.4	18.5

YTD

S&P 500 Sector Returns



Fixed Income Returns

	Short	Int	Long
Gov	-0.2	-0.6	-0.8
Cor	-0.2	-0.4	-0.7
HY	0.3	0.3	0.6

1 Week

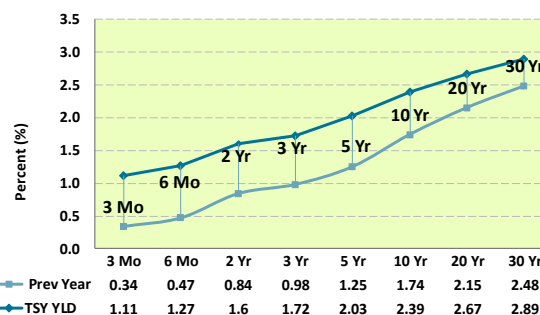
	Short	Int	Long
Gov	0.9	2.1	2.6
Cor	2.7	5.3	8.8
HY	6.4	7.1	14.6

YTD

Key Currency Exchange Rates

US\$ to buy Canadian Dollar	0.792
US\$ to buy Euro	1.178
US\$ to buy U.K. Pound	1.319
Yen to buy US\$	113.516

Treasury Yield Curve



Major Market Returns

INDEX

US Equities	Closing	1 WK	YTD	1 Year	5 Year
Dow Jones	23,329	2.04	20.33	31.65	14.64
S&P 500	2,575	0.88	16.88	22.75	14.84
NASDAQ	6,629	0.36	24.20	27.90	18.60

Foreign & REIT

	1 WK	YTD	1 Year	5 Year
MSCI EAFE NR	-0.31	21.46	22.11	8.08
MSCI EM NR	-0.55	32.31	25.38	4.62
FTSE Nareit - ALL REITS	-0.92	7.91	8.07	9.93

Bonds

	1 WK	YTD	1 Year	5 Year
BBgBarc Agg Bond	-0.45	3.01	0.31	2.04
Citi Treasury 3 Mo T-Bill	0.09	0.56	0.64	0.19
BBgBarc US High Yield	0.31	7.53	8.22	6.20
BBgBarc US TIPS	-0.58	1.60	-0.67	-0.01
ML Global Broad Mrkt	-0.65	5.61	0.47	0.61

Consumer Money Rates

Interest Rate	Last	Wk Ago	1 Yr Ago
Federal-funds rate target	100-125	100-125	025-050
Prime rate*	4.25	4.25	3.50
Libor, 3-month	1.36	1.36	0.88
Money market, annual yield	0.32	0.32	0.29
Five-year CD, annual yield	1.46	1.46	1.20
30-year mortgage, fixed	3.90	3.90	3.55
15-year mortgage, fixed	3.22	3.18	2.81
Jumbo mortgages, \$417,000-plus	4.39	4.37	4.30
Five-year adj mortgage (ARM)	3.43	3.42	3.18
New-car loan, 48-month	3.07	3.07	2.94
Home-equity LOC, \$30,000	5.20	5.22	4.73

* Base rate posted by 70% of the nation's largest banks



hooker & holcombe

Hooker & Holcombe Investment Advisors, Inc. (HHIA), a wholly-owned subsidiary of Hooker & Holcombe, Inc., is an SEC Registered Investment Adviser providing investment advice to corporations, municipalities and individual investors throughout the Northeast. For more information, visit our website at hhconsultants.com.

Terms of Use: This document is intended for use only by the recipient and is provided to you as a service of HHIA. All rights to this product are reserved by HHIA. This document may be copied or forwarded only in its entirety. Partial reproduction is strictly prohibited.

All data is as of close of prior week unless otherwise indicated.

The content contained herein is (1) informational only and should not be construed as investment advice; (2) obtained from sources deemed to be reliable but is not warranted by HHIA to be accurate, complete, or timely; (3) is not intended as an offer or solicitation for the sale of an investment product of service; and (4) should not be relied on for legal, accounting, or tax purposes. HHIA does not accept liability for any losses, direct or indirect, sustained in connection with the use of this content. Past performance does not guarantee future results.

Sources: Commodity Prices obtained from WSJ Market Data Group; Treasury Yield Curve obtained from the U.S. Department of the Treasury website www.treasury.gov; Currency Exchange Rates obtained from Thompson Reuters; Consumer Money Rates obtained from Thompson Reuters, WSJ Market Data Group, Bankrate.com; Market Return Data obtained from Morningstar.

Market Returns: All return data represents total return including capital appreciation and reinvestment of dividends. The Dow Jones Industrial Average (DJIA) is a price-weighted average of 30 blue-chip stocks that are generally the leaders in their industry. The S&P 500 Index is a broad-based index of 500 large companies and is widely regarded as an indicator of domestic stock market performance. The NASDAQ composite index is a broad-based, capitalization-weighted index of all NASDAQ National Market & Small-Cap stocks. The MSCI EAFE Index is a capitalization weighted index that monitors the performance of stocks from Europe, Asia and the Far East. The MSCI Emerging Markets Index is a capitalization weighted index that monitors the performance of emerging markets stocks from around the world. The FTSE NAREIT ALL REITS Index is a market capitalization-weighted index that includes all tax-qualified real estate investment trusts that are listed on the NYSE, the ASE and NASDAQ. The Barclays Capital Aggregate Bond Index is an unmanaged index comprised of U.S. investment grade, fixed rate bond market securities including government, government agency, corporate and mortgage-backed securities between one and ten years. The Barclays Capital U.S. Corporate High Yield Index consists of below investment grade U.S. corporate taxable bonds. The Barclays Capital U.S. Treasury Inflation-Protected Securities (TIPS) Index tracks inflation protected securities issued by the U.S. Treasury. The Citi Treasury 3 Month T-Bill Index is based on the last three-month Treasury Bill issues. The Merrill Lynch Global Broad Market Index tracks the performance of investment grade public debt issued in the major domestic and Eurobond markets. Indices are unmanaged and cannot be purchased directly by investors. Index performance is shown for illustrative purposes only and does not predict or depict the performance of any investment.