

News Headlines

- The World Health Organization declared the mosquito-born Zika virus a worldwide health emergency.
- An earthquake in Tainan Taiwan has claimed at least 38 lives and over 100 people are still missing.

Economic News

- In a unanimous vote, Bank of England kept rates at 0.5%.
- China's Purchasing Managers' Index declined more than estimated and fell from 49.7 in December to 49.4 in January.
- First-time U.S. unemployment claims climbed 8,000 to seasonally adjusted 285,000 for the week ending January 30th.
- ADP reported U.S. private employers added 205,000 jobs to payroll in January.

Equity Style Returns


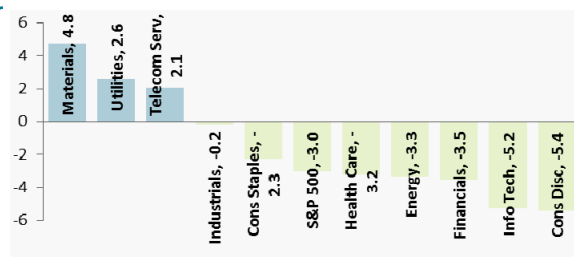
	V	B	G
L	-2.3	-3.1	-3.8
M	-1.9	-2.9	-3.9
S	-3.7	-4.8	-5.9

1 Week

	V	B	G
L	-74	-83	-92
M	-74	-93	-112
S	-102	-132	-161

YTD

S&P 500 Sector Returns



Major Market Returns

INDEX

US Equities	Closing	1 WK	YTD	1 Year	5 Year
Dow Jones	16,205	-1.54	-6.85	-7.10	8.75
S&P 500	1,880	-3.04	-7.85	-6.89	9.80
NASDAQ	4,363	-5.37	-12.76	-7.36	10.84

Foreign & REIT	1 WK	YTD	1 Year	5 Year
MSCI EAFE NR	-1.52	-8.64	-11.72	0.95
MSCI EM NR	-0.34	-6.81	-22.86	-5.81
FTSE Nareit - ALL REITS	-2.26	-5.66	-9.89	9.54

Bonds	1 WK	YTD	1 Year	5 Year
BarCap Agg Bond	0.24	1.62	0.57	3.77
Citi Treasury 3 Mo T-Bill	0.01	0.01	0.04	0.05
BarCap US High Yield	-1.12	-2.71	-8.31	3.90
BarCap US TIPS	-0.01	1.47	-2.43	3.08
ML Global Broad Mrkt	1.64	2.66	-0.18	1.82

Fixed Income Returns

	Short	Int	Long
Gov	0.2	0.5	0.7
Cor	0.0	0.2	0.2
HY	-1.0	-1.1	-0.7

1 Week

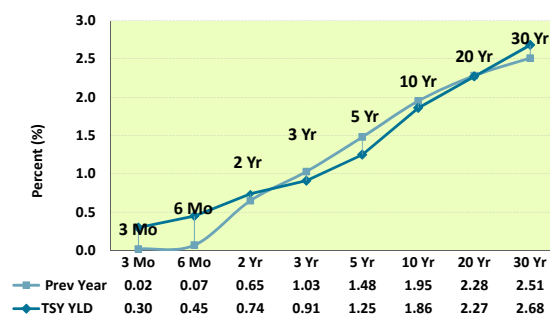
	Short	Int	Long
Gov	1.3	3.1	4.0
Cor	0.5	0.8	0.1
HY	-2.9	-2.7	-2.6

YTD

Key Currency Exchange Rates

US\$ to buy Canadian Dollar	0.719
US\$ to buy Euro	1.116
US\$ to buy U.K. Pound	1.450
Yen to buy US\$	116.871

Treasury Yield Curve



Key Commodity Prices

	Close	1 yr Ago
Dom Crude Oil (bbl)-NYMEX	30.89	60.96
Natural Gas (MMBtu)	2.00	2.47
Gold (oz)	1173	1241
Platinum (oz)	902	1241
Copper (lb)	2.10	2.60
Coffee (lb)	1.29	1.60
Cotton (lb)	0.60	0.61
Corn (bu)	3.60	3.66
Soybeans (bu)	8.59	9.61

Consumer Money Rates

Interest Rate	Last	Wk Ago	1 Yr
Federal-funds rate target	0.25-0.5	0.25-0.5	0-0.25
Prime rate*	3.50	3.50	3.25
Libor, 3-month	0.62	0.62	0.26
Money market, annual yield	0.27	0.27	0.42
Five-year CD, annual yield	1.32	1.30	1.45
30-year mortgage, fixed	3.68	3.73	3.78
15-year mortgage, fixed	2.95	2.97	3.04
Jumbo mortgages, \$417,000-plus	4.28	4.36	4.62
Five-year adj mortgage (ARM)	3.25	3.22	3.98
New-car loan, 48-month	3.26	3.22	2.94
Home-equity LOC, \$30,000	4.76	5.01	4.48



hooker & holcombe

Hooker & Holcombe Investment Advisors, Inc. (HHIA), a wholly-owned subsidiary of Hooker & Holcombe, Inc., is an SEC Registered Investment Adviser providing investment advice to corporations, municipalities and individual investors throughout the Northeast. For more information, visit our website at hhconsultants.com.

Terms of Use: This document is intended for use only by the recipient and is provided to you as a service of HHIA. All rights to this product are reserved by HHIA. This document may be copied or forwarded only in its entirety. Partial reproduction is strictly prohibited.

All data is as of close of prior week unless otherwise indicated.

The content contained herein is (1) informational only and should not be construed as investment advice; (2) obtained from sources deemed to be reliable but is not warranted by HHIA to be accurate, complete, or timely; (3) is not intended as an offer or solicitation for the sale of an investment product of service; and (4) should not be relied on for legal, accounting, or tax purposes. HHIA does not accept liability for any losses, direct or indirect, sustained in connection with the use of this content. Past performance does not guarantee future results.

Sources: Commodity Prices obtained from WSJ Market Data Group; Treasury Yield Curve obtained from the U.S. Department of the Treasury website www.treasury.gov; Currency Exchange Rates obtained from Thompson Reuters; Consumer Money Rates obtained from Thompson Reuters, WSJ Market Data Group, Bankrate.com; Market Return Data obtained from Morningstar.

Market Returns: All return data represents total return including capital appreciation and reinvestment of dividends. The Dow Jones Industrial Average (DJIA) is a price-weighted average of 30 blue-chip stocks that are generally the leaders in their industry. The S&P 500 Index is a broad-based index of 500 large companies and is widely regarded as an indicator of domestic stock market performance. The NASDAQ composite index is a broad-based, capitalization-weighted index of all NASDAQ National Market & Small-Cap stocks. The MSCI EAFE Index is a capitalization weighted index that monitors the performance of stocks from Europe, Asia and the Far East. The MSCI Emerging Markets Index is a capitalization weighted index that monitors the performance of emerging markets stocks from around the world. The FTSE NAREIT ALL REITS Index is a market capitalization-weighted index that includes all tax-qualified real estate investment trusts that are listed on the NYSE, the ASE and NASDAQ. The Barclays Capital Aggregate Bond Index is an unmanaged index comprised of U.S. investment grade, fixed rate bond market securities including government, government agency, corporate and mortgage-backed securities between one and ten years. The Barclays Capital U.S. Corporate High Yield Index consists of below investment grade U.S. corporate taxable bonds. The Barclays Capital U.S. Treasury Inflation-Protected Securities (TIPS) Index tracks inflation protected securities issued by the U.S. Treasury. The Citi Treasury 3 Month T-Bill Index is based on the last three-month Treasury Bill issues. The Merrill Lynch Global Broad Market Index tracks the performance of investment grade public debt issued in the major domestic and Eurobond markets. Indices are unmanaged and cannot be purchased directly by investors. Index performance is shown for illustrative purposes only and does not predict or depict the performance of any investment.