

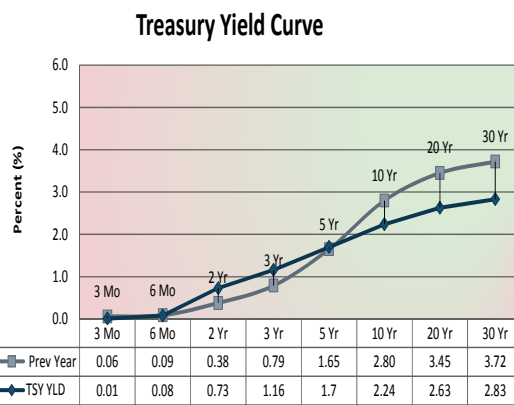
Weekly Market Review March 9, 2015

News Headlines

- Israeli PM Netanyahu spoke before Congress warning against make a nuclear deal with Iran
- The NY Times revealed that Hillary Clinton used a private email account while serving as Secretary of State
- The Justice Department cleared Darren Wilson in the death of Michael Brown but found systemic racial bias in the Ferguson Police Department

Economic News

- Strong job creation pushed US unemployment into the Federal Reserve's target zone
- Oil prices fall sharply as the supply glut increases
- The euro is sinking towards parity with dollar as the ECB starts its bond buying program



Key Currency Exchange Rates

US\$ to buy Canadian Dollar	0.792
US\$ to buy Euro	1.084
US\$ to buy U.K. Pound	1.504
Yen to buy US\$	120.835

Russell Style Returns

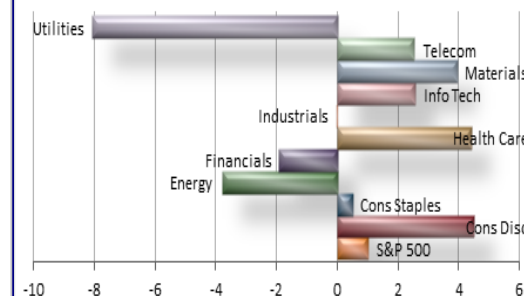
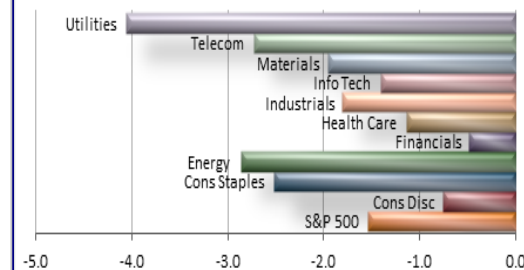
	V	B	G
L	-1.7	-1.5	-1.3
M	-1.8	-1.4	-1.1
S	-1.8	-1.3	-0.7

1 Week

	V	B	G
L	-1.1	1.4	3.7
M	0.8	2.4	3.9
S	-1.5	1.2	4.0

YTD

S&P 500 Sector Returns



Key Commodity Prices

	Close	1 Yr Ago
Dom Crude Oil (bbl)-NYMEX	49.51	91.66
Natural Gas (MMBtu)	2.85	4.80
Gold (oz)	1176	1335
Platinum (oz)	1166	1474
Copper (lb)	2.63	3.16
Coffee (lb)	1.29	1.88
Cotton (lb)	0.62	0.88
Corn (bu)	3.65	4.64
Soybeans (bu)	9.72	14.485

Consumer Money Rates

Interest Rate	YIELD / RATE (%)		
	Last	Wk Ago	1-Yr Ago
Federal-funds rate target	0-0.25	0-0.25	0-0.25
Prime rate*	3.25	3.25	3.25
Libor, 3-month	0.26	0.26	0.26
Money market, annual yield	0.37	0.42	0.43
Five-year CD, annual yield	1.49	1.46	1.33
30-year mortgage, fixed	4.05	3.96	4.54
15-year mortgage, fixed	3.19	3.13	3.63
Jumbo mortgages, \$417,000-plus	4.50	4.56	4.56
Five-year adj mortgage (ARM)	3.66	3.88	3.62
New-car loan, 48-month	3.05	2.94	2.94
Home-equity LOC, \$30,000	4.26	4.26	5.11

* Base rate posted by 70% of the nation's largest banks.

Major Markets Returns

Index	Closing Price	Tot Ret % - 1 Wk	Tot Ret % - YTD	Tot Ret % - 1 Yr	Tot Ret % - 5 Yr
US Equities					
Dow Jones	17,857	-1.50	0.68	11.29	13.96
S&P 500	2,071	-1.54	1.00	12.62	15.12
NASDAQ	4,927	-0.71	4.27	14.56	17.55
Foreign and REIT					
MSCI EAFE NR		-1.88	4.50	-2.21	6.68
MSCI EM NR		-1.88	1.77	2.61	2.40
FTSE Nareit - All REITS		-3.25	-0.48	16.30	15.64
Bonds					
BarCap Agg Bond		-0.98	0.15	4.37	4.10
Citi Treasury 3 Mo T-Bill		0.00	0.00	0.03	0.07
BarCap US High Yield		-0.46	2.61	2.35	9.03
BarCap US TIPS		-1.77	0.10	1.52	4.04
ML Global Broad Mrkt		-1.88	-2.76	-3.73	2.23

H&H Hooker & Holcombe Investment Advisors, Inc. Weekly Market Review Disclosure Notes

About Hooker & Holcombe Investment Advisors, Inc (HHIA): wholly owned by Hooker & Holcombe, Inc.; located at 65 LaSalle Road, West Hartford, CT 06107; SEC Registered Investment Advisor providing institutional investment advice to corporations and municipalities throughout the Northeast. For more information about HHIA please contact us by visiting our website at hhconsultants.com.

Terms of Use: This document is intended for use only by the recipient and is provided to you as a service of HHIA. All rights to this product are reserved by HHIA. This document may be copied or forwarded only in its entirety. Partial reproduction is strictly prohibited.

All data is as of close of prior week unless otherwise indicated.

The content contained herein is (1) informational only and should not be construed as investment advice; (2) obtained from sources deemed to be reliable but is not warranted by HHIA to be accurate, complete, or timely; (3) is not intended as an offer or solicitation for the sale of an investment product of service; (4) should not be relied on for legal, accounting, or tax purposes. HHIA does not accept liability for any losses, direct or indirect, sustained in connection with the use of this content. Past performance does not guarantee future results.

Sources: Commodity Prices obtained from WSJ Market Data Group; Treasury Yield Curve obtained from the U.S. Department of the Treasury website www.treasury.gov; Currency Exchange Rates obtained from Thompson Reuters; Consumer Money Rates obtained from Thompson Reuters, WSJ Market Data Group, Bankrate.com; Market Return Data obtained from Morningstar.

Market Returns: All return data represents total return including capital appreciation and reinvestment of dividends.

The Dow Jones (DJIA) is a price-weighted average of 30 blue-chip stocks that are generally the leaders in their industry. The S&P 500 Index is a broad-based index of 500 large companies and is widely regarded as an indicator of domestic stock market performance. The Nasdaq composite index is a broad-based, capitalization-weighted index of all Nasdaq National Market & Small-Cap stocks. The MSCI EAFE Index is a capitalization weighted index that monitors the performance of stocks from Europe, Asia, and the Far East. The MSCI Emerging Markets Index is a capitalization weighted index that monitors the performance of emerging markets stocks from around the world. The Barclays Capital Aggregate Bond Index is an unmanaged index comprised of U.S. investment grade, fixed rate bond market securities, including government, government agency, corporate and mortgage-backed securities between one and ten years. The Barclays Capital US Corporate High Yield Index consists of below investment grade US corporate taxable bonds. The Barclays Capital US Treasury Inflation-Protected Securities (TIPS) Index tracks inflation protected securities issued by the US Treasury. The Citi Treasury 3 Month T-Bill Index is based on the last three-month Treasury Bill issues. The Merrill Lynch Global Broad Market Index tracks the performance of investment grade public debt issued in the major domestic and Eurobond markets. Indices are unmanaged and cannot be purchased directly by investors. Index performance is shown for illustrative purposes only and does not predict or depict the performance of any investment.