



Weekly Market Review January 26, 2015

News Headlines

- Greek voters handed power to a radical leftist party Syriza in national elections on Sunday
- The U.S. and EU threatened new sanctions against Moscow after a missile attack blamed on pro-Russian rebels killed 30 civilians in eastern Ukraine
- Obama's appearance at India's Republic Day sends message to China
- New Jersey Gov. Chris Christie and his backers have formed a PAC ahead of a likely bid for president
- Northeast braces itself for a massive snowstorm

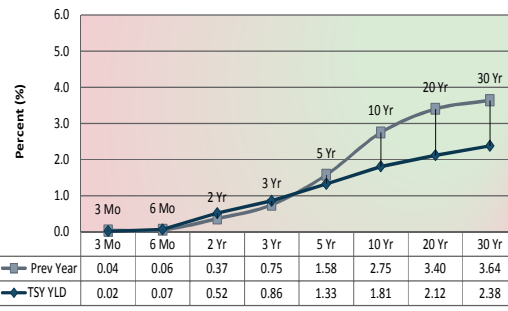
Economic News

- The ECB's program to buy bonds—and the resulting fall in the euro—means the U.S. must deal with a strengthening dollar that will make American goods more expensive abroad and could slow U.S. growth
- Sales of previously owned homes rebounded somewhat in December

Key Commodity Prices

	Close	1 Yr Ago
Dom Crude Oil (bbl)-NYMEX	45.59	87.99
Natural Gas (MMBtu)	2.84	5.16
Gold (oz)	1295	1267
Platinum (oz)	1274	1443
Copper (lb)	2.54	3.30
Coffee (lb)	1.55	1.13
Cotton (lb)	0.57	0.85
Corn (bu)	3.69	4.18
Soybeans (bu)	9.61	12.90

Treasury Yield Curve



Key Currency Exchange Rates

US\$ to buy Canadian Dollar	0.805
US\$ to buy Euro	1.121
US\$ to buy U.K. Pound	1.499
Yen to buy US\$	117.772

Consumer Money Rates

Interest Rate	YIELD / RATE (%)		
	Last	Wk Ago	1-Yr Ago
Federal-funds rate target	0-0.25	0-0.25	0-0.25
Prime rate*	3.25	3.25	3.25
Libor, 3-month	0.26	0.25	0.26
Money market, annual yield	0.42	0.42	0.42
Five-year CD, annual yield	1.46	1.46	1.34
30-year mortgage, fixed	3.77	3.71	4.50
15-year mortgage, fixed	3.03	2.98	3.57
Jumbo mortgages, \$417,000-plus	4.40	4.28	4.68
Five-year adj mortgage (ARM)	3.66	3.27	3.73
New-car loan, 48-month	2.92	2.90	2.78
Home-equity LOC, \$30,000	4.48	4.48	5.24

* Base rate posted by 70% of the nation's largest banks.

Russell Style Returns

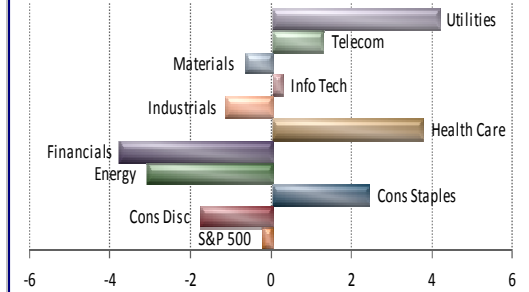
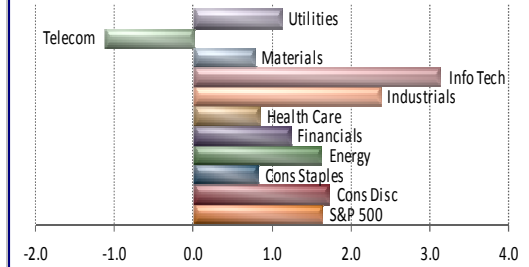
	V	B	G
L	1.2	1.7	2.1
M	1.2	1.7	2.2
S	0.7	1.1	1.4

1 Week

	V	B	G
L	-0.9	-0.2	0.6
M	0.2	0.2	0.2
S	-1.9	-1.3	-0.6

YTD

S&P 500 Sector Returns



Major Markets Returns

Index	Closing Price	Tot Ret % - 1 Wk	Tot Ret % - YTD	Tot Ret % - 1 Yr	Tot Ret % - 5 Yr
US Equities					
Dow Jones	17,673	0.94	-0.73	11.67	14.59
S&P 500	2,052	1.62	-0.26	14.53	15.86
NASDAQ	4,758	2.67	0.49	14.12	17.97
Foreign and REIT					
MSCI EAFE NR		2.64	0.75	-4.25	5.69
MSCI EM NR		3.50	3.65	5.40	3.04
FTSE Nareit - All REITS		0.86	7.24	31.91	19.26
Bonds					
BarCap Agg Bond		0.14	1.50	6.42	4.45
Citi Treasury 3 Mo T-Bill		0.00	0.03	0.03	0.07
BarCap US High Yield		0.40	0.32	1.68	8.76
BarCap US TIPS		0.25	2.00	4.17	4.25
ML Global Broad Mrkt		-0.52	-0.49	-0.22	2.51